



Summary:
Scotland

PAW

PDSA ANIMAL WELLBEING

REPORT

2018

The essential
insight into
the wellbeing
of UK pets

Methodology

This summary provides an overview of key findings for Scottish pets from our 2018 PDSA Animal Wellbeing (PAW) Report.

We surveyed a demographically representative sample of 4,639 UK pet owners in partnership with YouGov for the main Report, and we present here the results for the subset of these owners living in the Scotland.

Our total sample size was 358 dog, cat, and rabbit owners; aged 18 or over; and living in Scotland. Fieldwork was undertaken between 9th and 19th January 2018. The survey was conducted online and statistically analysed

by YouGov. Percentages were rounded to the nearest whole number. A minimum sample size of 50 was set to ensure robust results. Where a sample size of 50 was not available (i.e. for rabbit data), UK averages are shown.

UK figures are taken from the main PAW Report and full methods are detailed therein. They have only been given for comparison where regional results are **statistically significantly different** from them. These have been highlighted in bold for clarity.

In Scotland we surveyed ...

170 dog owners

173 cat owners

15 rabbit owners

You can download the full PAW Report from our website pdsa.org.uk/pawreport

100 years


As the UK's leading veterinary charity, PDSA is committed to identifying and addressing barriers to pet wellbeing. After 100 years of working every single day to improve the lives of our nation's pets, we can reflect on how far we have come, and how far we still have to go.

The findings of our PAW Report continue to provide a valuable insight into the wellbeing of our nation's pets. We're incredibly proud that over the last eight years these findings have helped form the basis of campaigns and collaborative initiatives across the animal welfare sector and veterinary profession, to help improve pet wellbeing and give our nation's pets the great lives they deserve.



Population

These estimates are calculated using a combination of data collected for the PAW Report, a nationally representative survey of UK adults, and official government statistics.



When calculating population figures in the rest of this Report we've taken the population figure here, multiplied it by the percentage, then rounded to two significant figures.



25%

of adults in Scotland
own a dog
(800,000 dogs)



20%

of adults in Scotland
own a cat
(700,000 cats)



2%

of adults in the UK
own a rabbit
(Unable to estimate total number of rabbits
in Scotland due to sample size)

The 5 Welfare Needs

This report is structured around owners' knowledge and application of the Animal Welfare Act and the 5 Welfare Needs that are enshrined within them.

In Scotland ...

37% of owners state they are familiar with the Animal Health and Welfare (Scotland) Act 2006

27% of owners feel very informed with all 5 Welfare Needs

but only

10% of owners are able to correctly identify all 5 Welfare Needs



Similar to UK figures, Scottish owners feeling very informed of the 5 Welfare Needs did not translate to the ability to correctly identify them from a list and few were familiar with the relevant Animal Welfare Act.

Pre-purchase


Despite pre-purchase research being a vital part of responsible pet ownership, 26% of Scottish pet owners did none at all before choosing a pet.

in Scotland ...

Only 37% of pet owners visited their pet on more than one occasion before taking them home


14% of pet owners would consider buying from a puppy farm


Most common places Scottish owners got their pet...



Costs of pet ownership

 **69%** of Scottish dog owners underestimated the minimum lifetime cost of dog ownership

 **94%** of Scottish cat owners underestimated the minimum lifetime cost of cat ownership

 **92%** of UK* rabbit owners underestimated the minimum lifetime cost of rabbit ownership

For details of how we calculated the costs of ownership and what owners were asked to include in this estimate, please refer to the full report available online at pdsa.org.uk/pawreport

in summary ...

Scottish owners display short-comings in pre-purchase research and consistently underestimate the cost of pet ownership, reflecting the same problems as the rest of the UK.

* All results for rabbits are UK averages due to our nationally representative dataset containing too few responses to report statistically significant figures for Scotland.

Dogs



Environment

Worryingly, more dogs in Scotland are never walked at all, compared to the UK average, despite fewer owners identifying concerns about dog walking

- **88,000 dogs (11%) are walked less than once a day (better than the UK average 16%)**
- **40,000 dogs (5%) are never walked (worse than the UK average 1%)**
- **44% of owners have one or more concerns about walking their dog (better than the UK average 53%)**

Diet

Scottish results are similar to UK averages, with dog obesity remaining a key problem

- 22% of dog owners matched the shape of their pet to an overweight or obese silhouette (body condition score (BCS) 4/5 or 5/5)
- 35% of owners did not know the weight or BCS of their dog

Behaviour

Scottish results are similar to UK averages, with a high proportion of dogs showing troublesome behaviours

- 14% of dog owners (110,000 dogs) haven't trained their dog in any way
- 72% of dog owners (580,000 dogs) report that they would like to change at least one of their dog's behaviours
- 630,000 dogs (79%) are reported to be afraid of something (e.g. fireworks, thunder and lightning)
- 280,000 dogs (35%) are afraid of fireworks

Companionship

While fewer owners report separation anxiety being a problem, dogs are still being left alone at unacceptable levels, similar to UK averages

- 190,000 dogs (24%) are left alone for 5 or more hours on a typical weekday
- **3% of owners report that they'd like to change their dog showing signs of distress when left alone (better than the UK average 7%)**

Health

Scottish results are similar to UK averages, with many still missing out on vital preventive care

- 9% of dogs (72,000 dogs) aren't registered with a vet
- 45% of dogs (360,000 dogs) aren't insured
- 88,000 of dogs (11%) aren't microchipped
- 19% of dogs (150,000 dogs) aren't vaccinated with a primary course when young

in summary ...

Scottish dog owners echo UK shortfalls regarding their Welfare Needs, and in Scotland, focus is needed to encourage owners to start walking their dogs and identify and address barriers to doing so.



Cats



Environment

While Scottish provision of scratching posts is slightly better than the UK average, lack of resources is still a major problem

- In homes with multiple cats, owners aren't providing enough scratching posts or water bowls for their cats (recommended minimum is number of cats + 1)



Diet

Scottish results are similar to UK averages, with lack of awareness of body shape reflecting a problem with feline obesity

- 47% of cat owners matched the shape of their pet to an overweight or obese silhouette (body condition score (BCS) 4/5 or 5/5)
- 67% of owners don't know the weight or BCS of their cat



Behaviour

Fewer Scottish cat owners report their cat's behaviour needs to change compared with UK averages

- **64% of cat owners (450,000 cats) report that they would like to change at least one of their cat's behaviours (better than the UK average 77%)**
- Top three behaviours that owners wanted to change were scratching furniture, scratching carpets and yowling / miaowing / vocalising
- 640,000 cats (91%) were reported to be afraid of something. The top three fears were vacuum cleaners, loud noises and unfamiliar people.



Companionship

Scottish results are similar to UK averages, revealing poor owner understanding of cats' solitary natures

- 280,000 cats (40%) live in a multi-cat household
- 14% of cats live with another cat or cats that they don't get on with



Health

Scottish results reveal several shortfalls in preventive health provisions, including a lower rate of microchipping than the UK average

- 23% of cats (160,000 cats) aren't registered with a vet
- 13% of cats (91,000 cats) aren't neutered
- **42% of cats (290,000 cats) aren't microchipped (worse than the UK average 32%)**
- 35% of cats (250,000 cats) aren't vaccinated with a primary course when young

in summary ...

While Scottish cat owners have fewer concerns about their cats' behaviours than the UK averages, the country still has a long way to go to achieve a lifetime of wellbeing for every cat.

Rabbits

(UK)



Environment

Across the UK, rabbits are facing life in small, barren hutches

- 28% of UK rabbits are kept in inadequate housing

Diet

Across the UK, despite some improvement many rabbits are still fed inappropriate diets

- 20% of UK rabbits are fed rabbit muesli as part of their main diet
- Only 53% of UK rabbit owners feed the daily recommended amount of hay
- 77% of UK rabbit owners don't know the weight or body condition score of their rabbit

Behaviour

Across the UK, rabbits' natural behaviours are being misunderstood as problems

- 54% of UK rabbit owners want to change at least one of their rabbit's behaviours
- Top three behaviours owners wanted to change were thumping their back feet, digging up ground and / or carpets, and chewing furniture etc.
- 66% of UK rabbits are reported to be afraid of something (e.g. loud noises, fireworks, unfamiliar people)

Companionship

Across the UK, despite being highly social, many rabbits are kept alone

- 54% of UK rabbits live alone

Health

Across the UK, the preventive health of many rabbits is being neglected

- 34% of UK rabbits aren't currently registered with a vet
- 46% of UK rabbits aren't neutered
- 49% of UK rabbits aren't vaccinated with a primary course when young

in summary ...

////////////////////////////////////
The reality for pet rabbits is unfortunately far from having all their needs provided for. This is highlighted as one of the veterinary professions' top concerns for them: a complete lack of care and/or being forgotten about. Issues across all 5 Welfare Needs must be addressed in order to improve their wellbeing.
////////////////////////////////////



Help us improve pet wellbeing

Every year the PAW Report gives us essential insights into pet wellbeing in the UK and this year we have released results for the UK's constituent nations and England's regions to help tailor local strategies.

We'd love for the findings of this year's Report to again be used by the sector to continue to stimulate change – to enable us all to acknowledge the most pressing issues and tackle them head on. This will ensure continued momentum in the drive to improve the welfare of pets in Scotland and across the UK.

Only through hard work and collaboration can we tackle these issues in order to see improvements in key areas such as obesity, loneliness, behavioural issues, pre-purchase decision making and more in future PAW Reports.

**Saving pets is what we do.
Every. Single. Day.**

Your support today will save pets' lives tomorrow.

DONATE | SHOP | VOLUNTEER | FUNDRAISE | GIFT IN WILL

Find out how at pdsa.org.uk